

# SARS-Cov-2 Spike RBD (Omicron BA.2/BA.2.2.1) Protein

Cat. No. BA2-VM1BD

## Description

<b>Source</b>	Recombinant SARS-Cov-2 Spike RBD (Omicron BA.2/BA.2.2.1) Protein is expressed from HEK293 with His tag at the C-Terminus. It contains Arg319-Phe541(G339D, S371F, S373P, S375F, T376A, D405N, R408S, K417N, N440K, S477N, T478K, E484A, Q493R, Q498R, N501Y, Y505H).
<b>Accession</b>	QHD43416.1
<b>Molecular Weight</b>	The protein has a predicted MW of 25.92 kDa. Due to glycosylation, the protein migrates to 35-42 kDa based on Tris-Bis PAGE result.
<b>Endotoxin</b>	Less than 1EU per µg by the LAL method.
<b>Purity</b>	> 95% as determined by Tris-Bis PAGE > 95% as determined by HPLC

## Formulation and Storage

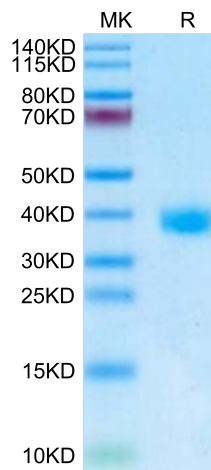
<b>Formulation</b>	Lyophilized from 0.22µm filtered solution in PBS (pH 7.4). Normally 8% trehalose is added as protectant before lyophilization.
<b>Reconstitution</b>	Centrifuge the tube before opening. Reconstituting to a concentration more than 100 µg/ml is recommended. Dissolve the lyophilized protein in distilled water.
<b>Storage</b>	-20 to -80°C for 12 months as supplied from date of receipt. -20 to -80°C for 3-6 months in unopened state after reconstitution. 2-8°C for 2-7 days after reconstitution. Recommend to aliquot the protein into smaller quantities for optimal storage. Please minimize freeze-thaw cycles.

## Background

The spike protein (S) of coronavirus (CoV) attaches the virus to its cellular receptor, angiotensin-converting enzyme 2 (ACE2). A defined receptor-binding domain (RBD) on S mediates this interaction. The S protein plays key parts in the induction of neutralizing-antibody and T-cell responses, as well as protective immunity.

## Assay Data

### Tris-Bis PAGE



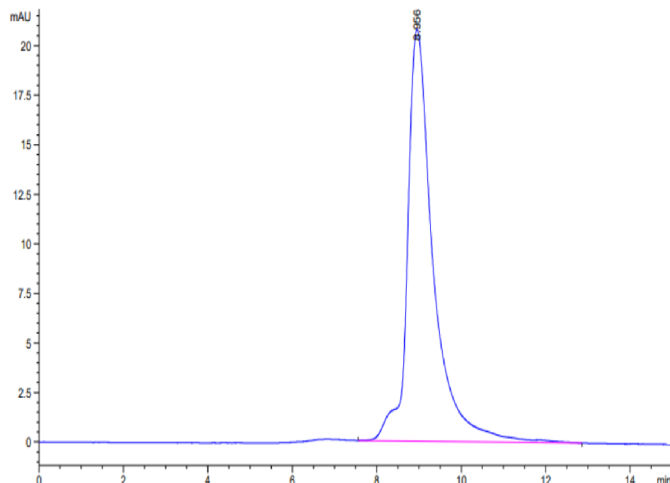
SARS-Cov-2 Spike RBD (Omicron BA.2/BA.2.2.1) on Tris-Bis PAGE under reduced condition. The purity is greater than 95%.

### SEC-HPLC

# SARS-Cov-2 Spike RBD (Omicron BA.2/BA.2.2.1) Protein

Cat. No. BA2-VM1BD

## Assay Data

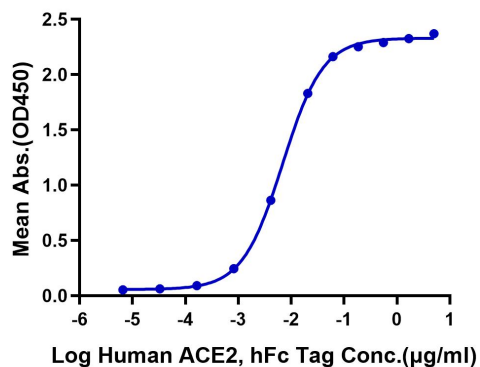


The purity of SARS-Cov-2 Spike RBD (Omicron BA.2/BA.2.2.1) is greater than 95% as determined by SEC-HPLC.

## ELISA Data

### SARS-Cov-2 Spike RBD (Omicron BA.2/BA.2.2.1), His Tag ELISA

0.1  $\mu$ g SARS-Cov-2 Spike RBD (Omicron BA.2/BA.2.2.1), His Tag Per Well



Immobilized SARS-Cov-2 Spike RBD (Omicron BA.2/BA.2.2.1), His Tag at 1  $\mu$ g/ml (100  $\mu$ l/Well) on the plate. Dose response curve for Human ACE2, hFc Tag with the EC50 of 6.9ng/ml determined by ELISA.